

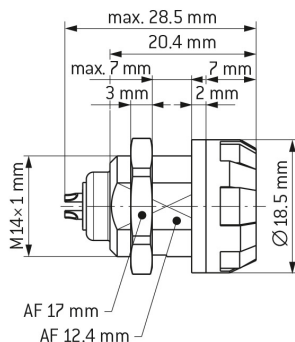
# ODU MEDI-SNAP® FRONT PANEL MOUNT RECEPTACLE, SIZE 1, IP67, 5 CONTACTS, 0° KEY



- **Part number** GE1M08-P05QJ00-0000
- **Type of connector** Front panel mount receptacle
- **Size** Size 1
- **Number of contacts** 5
- **Keying** 0°



## DIMENSIONS:



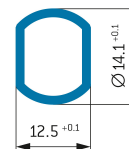
POSITIONS: 5 Positions



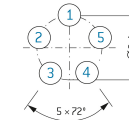
CODING: 0°



PANEL CUT OUT:



PCB-LAYOUT:



Borehole 0.8 mm

## Contact Insert Description

Number of contacts	5
Contact type	Sockets
Contact diameter	0.9 mm
Insulator material	PEEK
Termination type	PCB
Termination diameter	0.7 mm

Reverse gender on request

# ODU MEDI-SNAP<sup>®</sup> FRONT PANEL MOUNT RECEPTACLE, SIZE 1, IP67, 5 CONTACTS, 0° KEY



## Technical information

Max. creepage and air clearance distance	0.8 mm (Contact to contact)	
Nominal current single contact	7,5 A	IEC 60512-5-2:2002 (DIN EN 60512-5-2:2003)
Nominal current insert (per individual contact)	5,6 A	VDE 0298-4:2003
Test voltage	1,6 kV DC	SAE AS 13441:1998 method 3001.1

All shown connectors are rated to a safety extra low voltage (SELV) of less than 50 V AC / 75 V DC, according to IEC 61140:2016 (VDE 0140-1:2016) Protection against electric shock - Common aspects for installation and equipment. In case other standards rule a specific use of the connector, the application specific safety criteria shall be considered first. In this context, lower voltage ratings may be valid. Warning: Danger to life for operating voltages above 50 V AC / 120 V DC!

## Mechanical and Environmental data

Degree of protection*	IP67
Operating temperature	-50°C - 120°C
Mating cycles	5000

\*IP64 mated with style 4 connector; IP67 mated with Break-Away Plug style 5 in potted/overmolded version

# ODU MEDI-SNAP<sup>®</sup> FRONT PANEL MOUNT RECEPTACLE, SIZE 1, IP67, 5 CONTACTS, 0° KEY



## Insulator Materials MEDI-SNAP<sup>®</sup>

	Standard	Housing - PSU	Insulator - PEEK
Flammability rating	UL 94	V-0/4.5	V-0/1.5
Operation temperature		−50 to +170°C	−50 to +250°C
Dielectric strength	IEC 60243-1:2013 (VDE 0303-21:2014)	17 kV/mm	19 kV/mm
Comparative figure of the creep resistance CTI	IEC 60112: 2009 (VDE 0303-11:2010)	150	175
Water absorption	ASTM D 570:1998 / ISO 62:2008	0.3 %	0.1 %
Sterilization (autoclaving)	DIN EN 13060:2019-02	~ 20 cycles	> 200 cycles
Insulation resistance	IEC 60512-3-1:2002 (DIN EN 60512-3-1:2003-01)		> 1 × 10 <sup>12</sup> Ω

## Material and Surface Treatments

Housing	PSU black
Contact	Cu-alloy with gold finish

## General information

All shown connectors are defined without breaking capacity (COC) according to IEC 61984:2008 (VDE 0627:2009).

The respective selected ODU connectors with data transfer functionality can transmit common data transmission such as HDMI<sup>®</sup> 2.0, USB<sup>®</sup> 3.2 Gen 1x1, FireWire<sup>®</sup> and eSATA<sup>®</sup>, but they are not HDMI<sup>®</sup>-, USB<sup>®</sup>-, FireWire<sup>®</sup>- and eSATA<sup>®</sup>-standard connectors.

ODU MEDI-SNAP<sup>®</sup> and MINI-SNAP<sup>®</sup> is UL-approved (E110586).

ODU reserves the right to make changes based on the current state of knowledge without prior notice without being obliged to provide replacement deliveries or refinements of older designs.