


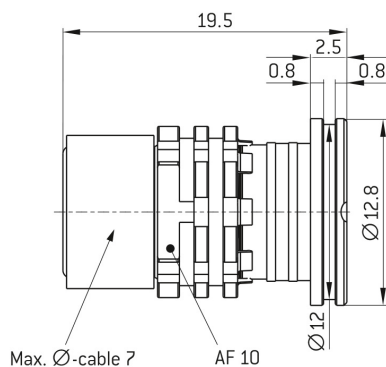
# ODU AMC<sup>®</sup> HIGH-DENSITY IN-LINE RECEPTACLE, SIZE 0, IP6K8 / IP6K9K, 12 CONTACTS, C (BLUE) KEY



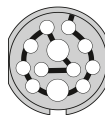
- **Part number** K10WCM-P12WMM0-0000
- **Type of connector** In-line receptacle
- **Size** Size 0
- **Number of contacts** 12
- **Keying** C (blue)



## DIMENSIONS:



POSITIONS: 12 positions



CODING: C



## Contact Insert Description

Number of contacts	12
Contact type	Sockets
Contact diameter	10x 0.3 mm. 2x 0.7 mm
Insulator material	PEEK
Wire cross section	22 AWG; 28 AWG
Termination type	Soldercup
Data transmission	USB 3.2 Gen 1x1 (5 Gbit/s)
Reverse gender on request	

# ODU AMC<sup>®</sup> HIGH-DENSITY IN-LINE RECEPTACLE, SIZE 0, IP6K8 / IP6K9K, 12 CONTACTS, C (BLUE) KEY



## Connection Diagram

Pos.	Description	Pos.	Description
1	D +	6	Tx +
2, 11	shield RX	7	Tx -
3	Rx -	8, 12	shield TX
4	Rx +	9	D -
5	GND -	10	1 VBUS

## Technical information

Nominal current single contact	1 A; 5 A	IEC 60512-5-2:2002 (DIN EN 60512-5-2:2003)
Test voltage	0,75 kV AC	EIA-364-20F:2019-02

All shown connectors are rated to a safety extra low voltage (SELV) of less than 50 V AC / 75 V DC, according to IEC 61140:2016 (VDE 0140-1:2016) Protection against electric shock - Common aspects for installation and equipment. In case other standards rule a specific use of the connector, the application specific safety criteria shall be considered first. In this context, lower voltage ratings may be valid. Warning: Danger to life for operating voltages above 50 V AC / 120 V DC!

## Mechanical and Environmental data

Degree of protection*	IP6K8 / IP6K9K
Operating temperature	-51°C - 125°C
Mating cycles	5000
*mated condition	

## Material and Surface Treatments

Housing	Cu-alloy with ruthenium finish
Contact	Cu-alloy with gold finish

# ODU AMC<sup>®</sup> HIGH-DENSITY IN-LINE RECEPTACLE, SIZE 0, IP6K8 / IP6K9K, 12 CONTACTS, C (BLUE) KEY



## General information

All shown connectors are defined without breaking capacity (COC) according to IEC 61984:2008 (VDE 0627:2009).

The respective selected ODU connectors with data transfer functionality can transmit common data transmission such as HDMI<sup>®</sup> 2.0, USB<sup>®</sup> 3.2 Gen 1x1, FireWire<sup>®</sup> and eSATA<sup>®</sup>, but they are not HDMI<sup>®</sup>-, USB<sup>®</sup>-, FireWire<sup>®</sup>- and eSATA<sup>®</sup>-standard connectors.

ODU reserves the right to make changes based on the current state of knowledge without prior notice without being obliged to provide replacement deliveries or refinements of older designs.